

# Prasanta Chandra Mahalanobis Mahavidyalaya

## Alumni Feedback Report

Session: 2020-21

111/3, B.T. Road,  
Bonhoogly, Kolkata -  
700108


+918697169513

For the NAAC AQAR (2020-21), the college obtains feedback from Alumni of different disciplines on the syllabus through the college website. The questionnaire has been framed covering social, economic and contemporary aspects of syllabus. Alumni have rated the question in a scale of E to A where E = Very poor; D = Poor; C = Satisfactory; B = Good; A = Excellent. The feedback is calculated in the numerical scale of 0 - 4 where 0 stands for E, i.e., Very poor and 4 stands for A, i.e., Excellent. The analysis of Alumni feedback is presented below:

### Feedback on Curriculum

### Question Wise Score

Sl No.	Question	Score
OVERALL AVERAGE SCORE		3.12
1	The programme enables the graduate to contribute to the society in a professional, responsible and ethical manner.	3
2	Rate the curriculum prescribed for your degree during your term in the college.	2.95
3	The course/syllabus increases knowledge and understanding of the subject studied.	3.35
4	Rate the relevance of your degree to your present job.	3.15
5	Rate Innovative Teaching-Learning methodologies, Seminars, Workshops, Projects, excursions, Study Tours, etc. organized in the college.	3.25
6	Rate the motivation levels created by the syllabus to pursue post-graduation / research in the particular topic.	3.25
7	The curriculum studied is job oriented.	2.85
8	Rate curriculum designing and its effective implementation in the college.	3
9	Sufficient numbers of prescribed books/study materials are available in the Library.	3.1
10	New skills are learnt in the due course of study.	3.25



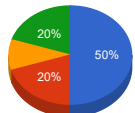
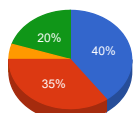
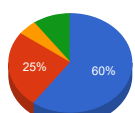
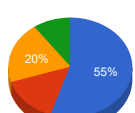
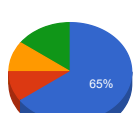
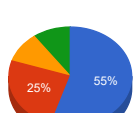
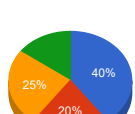
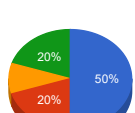
*A. Ghosh*  
Principal  
Prasanta Chandra Mahalanobis Mahavidyalaya  
111/3, B.T. Road, Kolkata-108

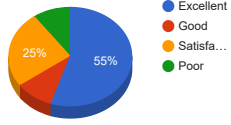
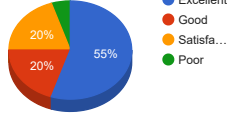
# Prasanta Chandra Mahalanobis Mahavidyalaya


## Alumni Feedback

Session: 2020-21

### Question Wise Feedback Statistics Graphs

Sl No.	Question	Statistics Graphs
1	The programme enables the graduate to contribute to the society in a professional, responsible and ethical manner.	 <ul style="list-style-type: none"> <li>● Excellent</li> <li>● Good</li> <li>● Satisfactory</li> <li>● Poor</li> </ul>
2	Rate the curriculum prescribed for your degree during your term in the college.	 <ul style="list-style-type: none"> <li>● Excellent</li> <li>● Good</li> <li>● Satisfactory</li> <li>● Poor</li> </ul>
3	The course/syllabus increases knowledge and understanding of the subject studied.	 <ul style="list-style-type: none"> <li>● Excellent</li> <li>● Good</li> <li>● Satisfactory</li> <li>● Poor</li> </ul>
4	Rate the relevance of your degree to your present job.	 <ul style="list-style-type: none"> <li>● Excellent</li> <li>● Good</li> <li>● Satisfactory</li> <li>● Poor</li> </ul>
5	Rate Innovative Teaching-Learning methodologies, Seminars, Workshops, Projects, excursions, Study Tours, etc. organized in the college.	 <ul style="list-style-type: none"> <li>● Excellent</li> <li>● Good</li> <li>● Satisfactory</li> <li>● Poor</li> </ul>
6	Rate the motivation levels created by the syllabus to pursue post-graduation / research in the particular topic.	 <ul style="list-style-type: none"> <li>● Excellent</li> <li>● Good</li> <li>● Satisfactory</li> <li>● Poor</li> </ul>
7	The curriculum studied is job oriented.	 <ul style="list-style-type: none"> <li>● Excellent</li> <li>● Good</li> <li>● Satisfactory</li> <li>● Poor</li> </ul>
8	Rate curriculum designing and its effective implementation in the college.	 <ul style="list-style-type: none"> <li>● Excellent</li> <li>● Good</li> <li>● Satisfactory</li> <li>● Poor</li> </ul>

Sl No.	Question	Statistics Graphs
9	Sufficient numbers of prescribed books/study materials are available in the Library.	 <p> <span style="color: blue;">●</span> Excellent  <span style="color: red;">●</span> Good  <span style="color: orange;">●</span> Satisfactory  <span style="color: green;">●</span> Poor </p>
10	New skills are learnt in the due course of study.	 <p> <span style="color: blue;">●</span> Excellent  <span style="color: red;">●</span> Good  <span style="color: orange;">●</span> Satisfactory  <span style="color: green;">●</span> Poor </p>



  
 Prasanna Chandra Mahalanobis Mahavidyalaya  
 11/3, B T Road, Kolkata-109

# Prasanta Chandra Mahalanobis Mahavidyalaya

## Alumni Feedback Report

Session: 2020-21

111/3, B.T. Road,  
Bonhoogly, Kolkata -  
700108

+918697169513

For the NAAC AQAR (2020-21), the college obtains feedback from Alumni of different disciplines on the syllabus through the college website. The questionnaire has been framed covering social, economic and contemporary aspects of syllabus. Alumni have rated the question in a scale of E to A where E = Very poor; D = Poor; C = Satisfactory; B = Good; A = Excellent. The feedback is calculated in the numerical scale of 0 - 4 where 0 stands for E, i.e., Very poor and 4 stands for A, i.e., Excellent. The analysis of Alumni feedback is presented below:

### Feedback on academic performance and ambience of the institution

#### Question Wise Score

Sl No.	Question	Score
OVERALL AVERAGE SCORE		3.08
1	The role of the Institution in taking active interest in organizing Seminars, Conferences & Workshop.	2.95
2	The Quality of teaching and mentoring process in the institution facilitates cognitive, social & emotional growth.	3.1
3	The performance of the Institution providing opportunities, learning & holistic growth.	3.25
4	The process undertaken by the Institution in informing stakeholders about expected competencies, course outcomes & programme outcomes.	2.95
5	The mechanism provided by the Institution to identify strengths, remedy to overcome weakness in students.	2.95
6	The role of the Institution in engaging students with monitoring, review & continuous quality improvement of the teaching learning process.	3.05
7	The role of the Institution in encouraging the student-centric methods for enhancing learning experiences.	3.05
8	The role of the Institution in encouraging participation to extra-curricular activities.	3.15
9	The role of the Institution in encouraging sporting activities & good cultures of health.	3
10	The role of the Institution in inculcating skills enhancing employability with social responsibility.	2.9
11	The role of the Central Library of the College in providing comprehensive computerised services.	3.15
12	Rate the services provided by the College Office.	3.05
13	Rate Institutional infrastructure for providing Peaceful & Calm Environment.	3.25
14	Rate the Institutional Standard of Hygiene & Cleanliness.	3.25
15	The overall quality of teaching-learning experience of the Institution.	3.1



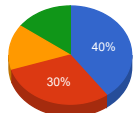


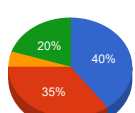
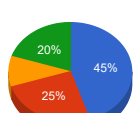
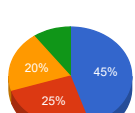
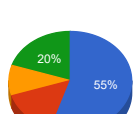
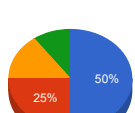
*A. Ghosh*  
Principal  
Prasanta Chandra Mahalanobis Mahavidyalaya  
111/3, B.T. Road, Kolkata-108

# Prasanta Chandra Mahalanobis Mahavidyalaya


## Alumni Feedback

Session: 2020-21

### Question Wise Feedback Statistics Graphs

Sl No.	Question	Statistics Graphs
1	The role of the Institution in taking active interest in organizing Seminars, Conferences & Workshop.	 <ul style="list-style-type: none"> <li>● Excellent</li> <li>● Good</li> <li>● Satisfactory</li> <li>● Poor</li> </ul>
2	The Quality of teaching and mentoring process in the institution facilitates cognitive, social & emotional growth.	 <ul style="list-style-type: none"> <li>● Excellent</li> <li>● Good</li> <li>● Satisfactory</li> <li>● Poor</li> </ul>
3	The performance of the Institution providing opportunities, learning & holistic growth.	 <ul style="list-style-type: none"> <li>● Excellent</li> <li>● Good</li> <li>● Satisfactory</li> <li>● Poor</li> </ul>
4	The process undertaken by the Institution in informing stakeholders about expected competencies, course outcomes & programme outcomes.	 <ul style="list-style-type: none"> <li>● Excellent</li> <li>● Good</li> <li>● Satisfactory</li> <li>● Poor</li> </ul>
5	The mechanism provided by the Institution to identify strengths, remedy to overcome weakness in students.	 <ul style="list-style-type: none"> <li>● Excellent</li> <li>● Good</li> <li>● Satisfactory</li> <li>● Poor</li> </ul>
6	The role of the Institution in engaging students with monitoring, review & continuous quality improvement of the teaching learning process.	 <ul style="list-style-type: none"> <li>● Excellent</li> <li>● Good</li> <li>● Satisfactory</li> <li>● Poor</li> </ul>
7	The role of the Institution in encouraging the student-centric methods for enhancing learning experiences.	 <ul style="list-style-type: none"> <li>● Excellent</li> <li>● Good</li> <li>● Satisfactory</li> <li>● Poor</li> </ul>
8	The role of the Institution in encouraging participation to extra-curricular activities.	 <ul style="list-style-type: none"> <li>● Excellent</li> <li>● Good</li> <li>● Satisfactory</li> <li>● Poor</li> </ul>

SI No.	Question	Statistics Graphs
9	The role of the Institution in encouraging sporting activities & good cultures of health.	<p>40% 35%</p> <ul style="list-style-type: none"> <li>Excellent</li> <li>Good</li> <li>Satisfactory</li> <li>Poor</li> </ul>
10	The role of the Institution in inculcating skills enhancing employability with social responsibility.	<p>50% 25%</p> <ul style="list-style-type: none"> <li>Excellent</li> <li>Good</li> <li>Satisfactory</li> <li>Poor</li> </ul>
11	The role of the Central Library of the College in providing comprehensive computerised services.	<p>50% 30%</p> <ul style="list-style-type: none"> <li>Excellent</li> <li>Good</li> <li>Satisfactory</li> <li>Poor</li> </ul>
12	Rate the services provided by the College Office.	<p>50% 20%</p> <ul style="list-style-type: none"> <li>Excellent</li> <li>Good</li> <li>Satisfactory</li> <li>Poor</li> </ul>
13	Rate Institutional infrastructure for providing Peaceful & Calm Environment.	<p>50% 30%</p> <ul style="list-style-type: none"> <li>Excellent</li> <li>Good</li> <li>Satisfactory</li> <li>Poor</li> </ul>
14	Rate the Institutional Standard of Hygiene & Cleanliness.	<p>60% 20%</p> <ul style="list-style-type: none"> <li>Excellent</li> <li>Good</li> <li>Satisfactory</li> <li>Poor</li> </ul>
15	The overall quality of teaching-learning experience of the Institution.	<p>45% 30%</p> <ul style="list-style-type: none"> <li>Excellent</li> <li>Good</li> <li>Satisfactory</li> <li>Poor</li> </ul>



Principal
   
Prasanna Chandra Mahalanobis Mahavidyalaya
   
11/3, B T Road, Kolkata-109